

AUTOMUTATIONS™ TEENAGE MUTANT NINJA TURTLES®

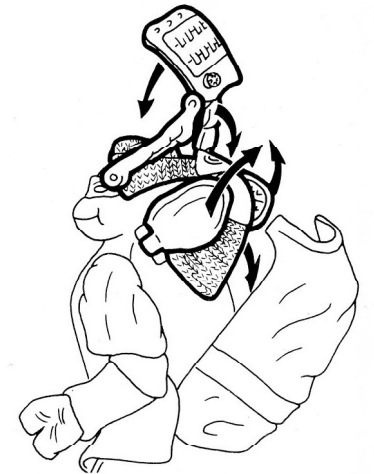


BECOME AN AUTO MUTATIONS MASTER!

Here's how to Mutate your secret Sewer Armored Night Ninja back into his cool Teen Turtle self:

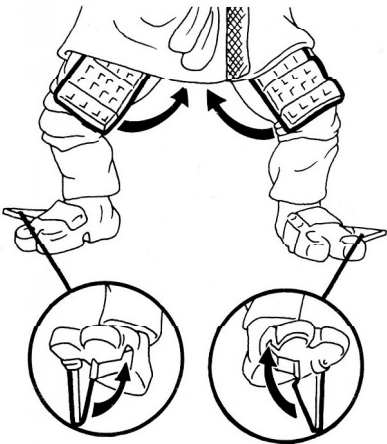


1. Squeeze the muscular mutant legs of Night Ninja Mike together until his back shell pops open. If Mike's shell won't open, gently separate his legs then try again.




2. Pull his chest and shoulder armor over his head, fold the shoulder pads up and gently tuck the armor back into his shell. NOTE: Do not force the armor into his back shell. You may need to fold parts of the armor together to fit into the back shell.

3. Release his legs to close his back shell and tuck his protective thigh pads back up into his robe.



To quickly transform Mike back into his secret Night Ninja self, just squeeze his legs together until his armor pops out of his shell and automatically covers his head and shoulders. Then swing down his thigh pads from under his robe, flip out his foot spikes and he's ready to roam as a Nocturnal Ninja! If Mike's armor does not completely pop out of his shell, squeeze his legs together and gently tuck his armor back into his shell. Then try again.



To mutate Night Ninja Mike's Ooze cannister into a nunchaku:

1. Pull it apart to create a nasty nunchaku.
2. Push it back together and it's a cannister of ooze.

NOTE

If your Auto Mutations Ninja Turtle isn't quite functioning properly as the fastest mutating Turtle ever, check the following:

1. Be sure to press his legs together firmly, but be careful not to press his legs too hard. If his shell won't open, gently separate his legs then try again.
2. If armor doesn't pop out all the way, shake figure gently and armor should pop out.
3. Always use care in mutating weapons. Treat them gently, with the respect a Ninja's weapon deserves.

4. Flip his automatic Henchman Hooks back under his feet and he is once more, a cool Teen Turtle.